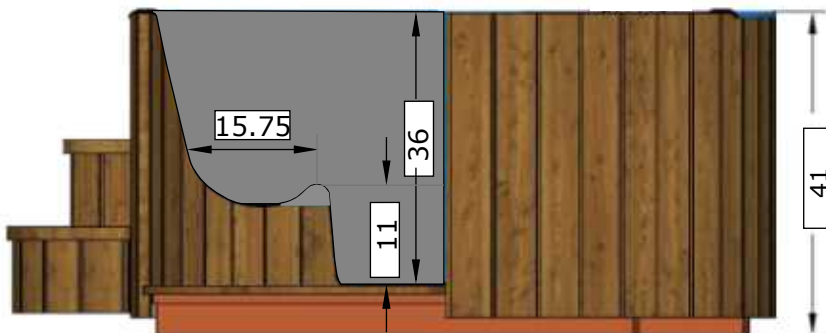
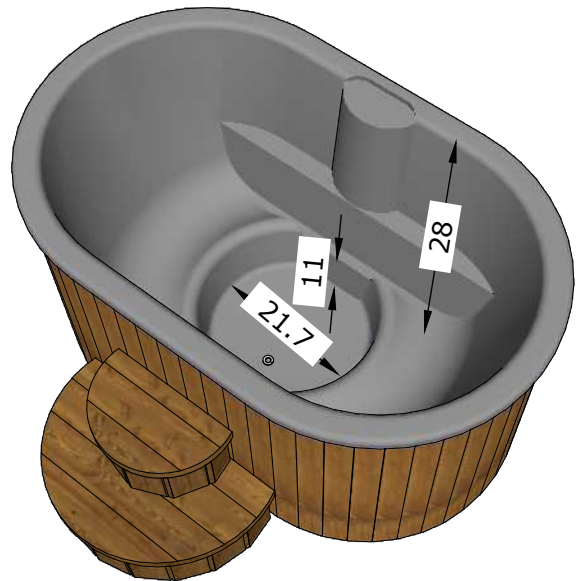
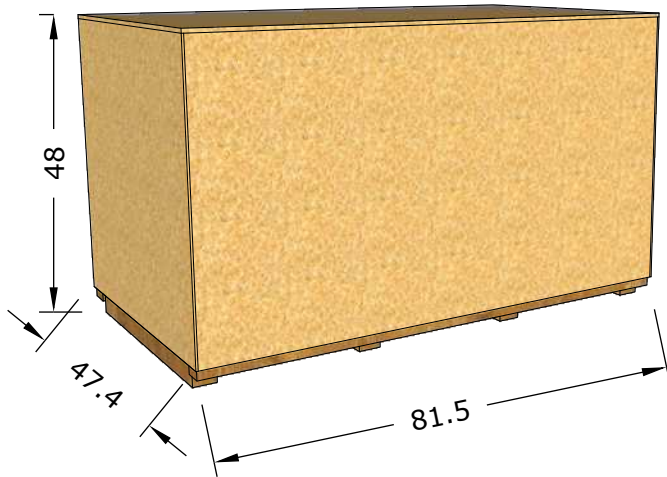


Serial Number



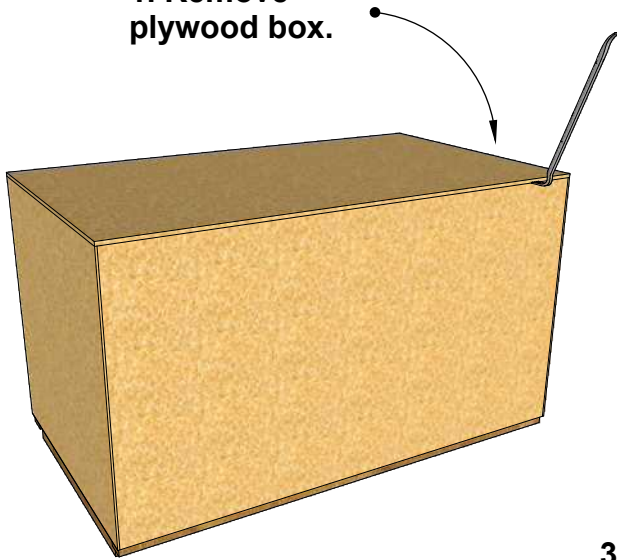
Gross weight 396 lbs  
 Net weight 220 lbs  
 200 gal



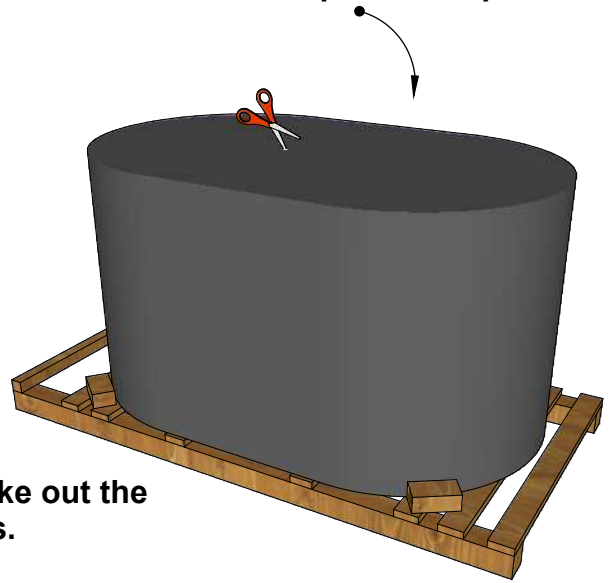
(LxBxH) 47.4 x48 x81.5 in

# Soak Series Model S2N / S2B

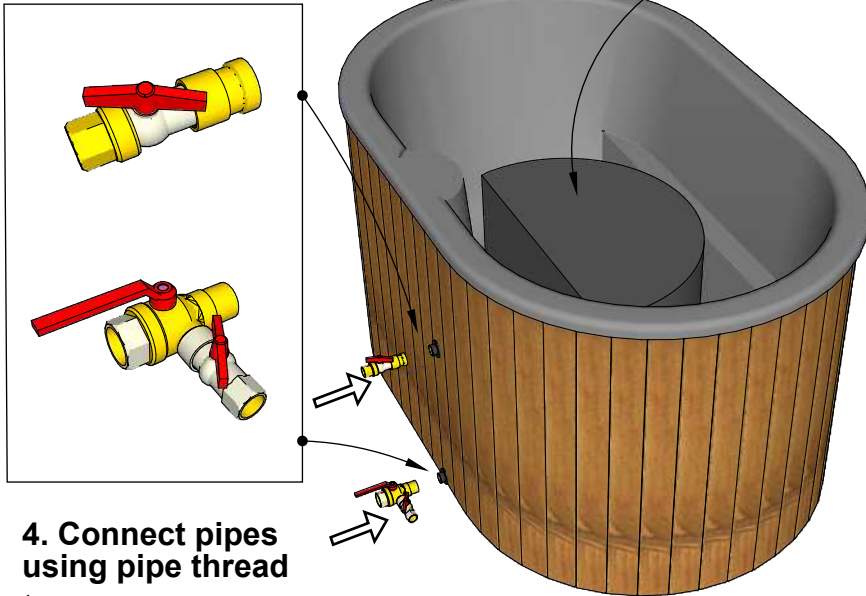
1. Remove plywood box.



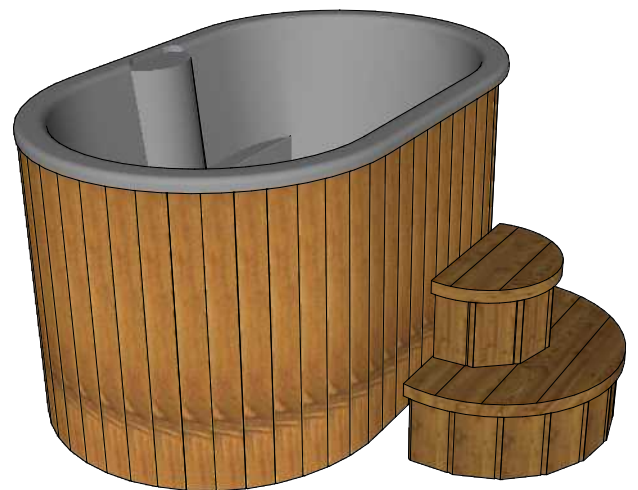
2. Carefully cut and remove protective plastic!




3. Take out the steps.



4. Connect pipes using pipe thread tape.



5. Place the steps.



6. Fill with water.

# Soak Series Model S2N / S2B

## **Base Requirements:**

The base or foundation for the Cold Plunge must be level, stable, and situated at least three inches above the surrounding ground. All supporting base beams must be adequately reinforced.

## **Recommended Base Construction:**

We recommend installing the Cold Plunge on concrete blocks or strips placed atop a layer of compacted gravel. A geotextile layer beneath the tub can help prevent weed and grass growth. Alternatively, the tub may be placed on an existing terrace or pavement, provided it remains at least three inches above the surrounding surface.

## **Maintenance of the Cold tub**

Cleaning and maintaining the Cold tub regularly is important in terms of both hygiene and the long-term preservation of the hot tub.

It is recommended to process at least once a year the wooden parts of hot tub (walls, stair) with wooden oil appropriate for exterior use.

**! In winter, always drain the water from the hot tub and stove after using it to prevent any subsequent freezing of water in the tub or its pipes. Water freezing may cause the hot tub or Chiller to break! The drain valve must also be left open to avoid the risk of the valve freezing and breaking!**

- Refer to chiller manufacturers operating instructions for maintenance and winter storage.

**Important! The instructions below are recommendations for users of the Cold tub.**

- It is advisable to wash the hot tub after each use.
- It is advisable to shower before using the hot tub, to ensure better hygiene in the water.
- The Cold tub may be washed with a pressure washer, and it is advisable to use regular household detergents and a soft cloth to clean it.
- No hard material or material with a rough surface or chlorine-containing cleaning agents should be used to clean the hot tub (will cause discoloration of the hot tub).

**SERIAL NUMBER:** \_\_\_\_\_

When submitting a complaint, it must be accompanied by one or more photos, a description of the deficiency, the order number and the serial number required to identify the product.



## **SAUNALIFE LIMITED WARRANTY**

SAUNALIFE extends this Limited Warranty solely to the original retail consumer purchaser of any SAUNALIFE sauna, barrel shower, or immersion tub purchased from one of its authorized resellers.

## **LIMITED WARRANTY**

SAUNALIFE warrants that its products shall be free from defects in workmanship under normal conditions of use and service for two years for residential applications after delivery to the original retail purchaser. This warranty is limited to making good any factory assembled component which in the judgment of SAUNALIFE is deemed defective in workmanship. The warranty does not cover normal material wear, user damage, natural weathering of the lumber, or installation or delivery of components and applies only to the original retail purchaser.

## **WARRANTY PERFORMANCE**

For any warranty service, SAUNALIFE reserves the right to choose, at its option, repair of the problem or a replacement of the defective part. SAUNALIFE reserves the right to substitute a part or component of equivalent value, either new or factory reconditioned, and any such repair or replacement shall assume as its warranty only the remaining portion of the warranty on the original product. In the event SAUNALIFE chooses to repair any malfunction or defect covered by this warranty, a return authorization will be issued, and the component will be returned prepaid freight to SAUNALIFE for repair of the defect. SAUNALIFE will then ship the component back to the original retail purchaser upon completion of the repair. Prior to any return, contact SAUNALIFE at: SAUNALIFE, 511 Glenn Avenue, Wheeling, Illinois 60090, telephone number: (800) 957-2862, for packaging and shipping instructions and a return authorization number. In addition, SAUNALIFE will require photographs of any defect and reserves the right to inspect or designate an agent to inspect any part that is claimed to be defective and covered by this warranty. Labor charges and related expenses for removal, installation, or replacement of the product or component are not covered under this warranty. Normal wear and tear, cosmetic issues or changes to individual pieces of lumber due to natural aging and weathering are not covered. Sauna heaters and added components are not covered by this warranty.

## **ACTS INVALIDATING WARRANTY**

This warranty is void if the SAUNALIFE product has been subject to alteration, misuse or abuse, commercial use, or if any repairs on the sauna are attempted by anyone other than an authorized representative of SAUNALIFE. Alteration shall include, but is not limited to, deviation from the original assembly instructions, component change, or the addition of any non-approved device or heating system, which contributes to a component or unit failure, or unsafe operating system. Use of equipment in an application for which it is not designed will void this warranty. This includes, but is not limited to, damage caused by operation above safe operating temperatures, damage caused by added components, damage caused by harsh chemicals, damage caused by movement of the product, and damage caused by acts of God.

## **DISCLAIMERS**

The Warranty does not cover naturally occurring and expected characteristics of wood materials (differences in wood grain, knots, slight variations in tone) and phenomena that occur naturally during use of the Product (shrinkage and expansion due to temperature and humidity, moderate deformation) and the visual disturbances they may cause, nor defects (including transport damage) that would have been detectable by visual inspection prior to installation of the Product. Except as expressly provided above, SAUNALIFE makes no other representation or warranty, express or implied, either in fact or operation of law, statute, or otherwise, and SAUNALIFE specifically disclaims any and all implied or statutory warranties, including warranties or merchantability and of fitness for a particular purpose. SAUNALIFE shall not be liable for loss of use of the SAUNALIFE product or other incidental or consequential costs, expenses, or damage, which may include but are not limited to, the removal of or reinstallation of a wall, deck or other fixture, water leakage, costs of shipping or packaging, applicable taxes, or the payment of any costs or expenses of disassembly, removal, or reinstallation of the product or any part. Your rights may vary from state to state. Under no circumstances shall SAUNALIFE or its representatives be held liable for injury to any person or damage to any property, however arising, even if caused by the SAUNALIFE Sauna or its representatives' negligence. No distributor, salesperson, dealer, retailer, or other representative of SAUNALIFE has the authority to alter or change these warranties either orally or in writing.